


複習招呼語

複習招呼語



★其他常用的招呼用語：

用於初次見面	Nice to meet you. (很高興認識你。)
用於問候、打招呼	How are you? (你好嗎?) How's your day? (你今天過得好嗎?) What's up? (你過得如何?)
用於道別	See you. (再見。/待會見。) Take care. (保重。) Have a good day. (祝你有個美好的一天。)

小試身手

★ 語法選擇

1. John: _____.

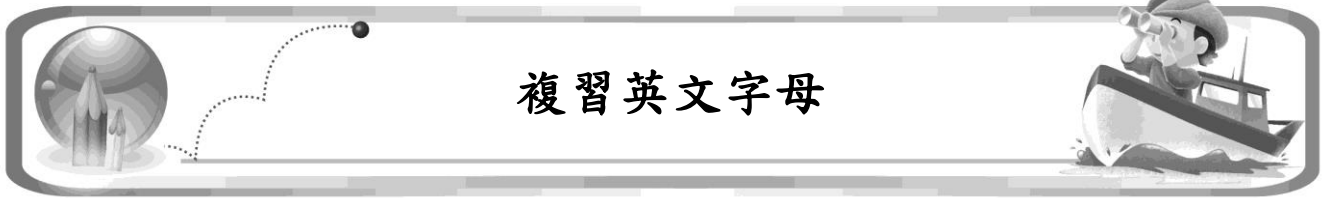
Amy: Good afternoon.

(A) Good night. (B) Good morning. (C) Good evening. (D) Good afternoon.

2. Nick: _____.

Mary: Good.

(A) Hello. (B) See you. (C) How's your day? (D) Nice to meet you.





複習英文字母

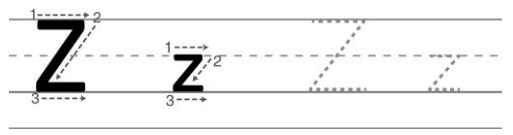
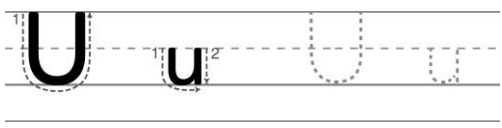
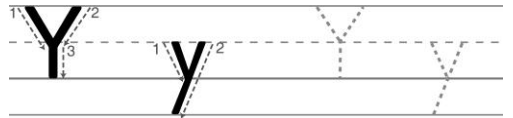
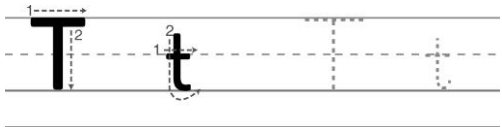
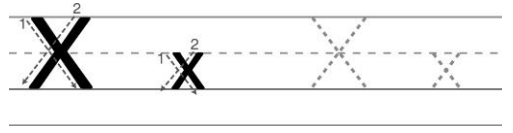
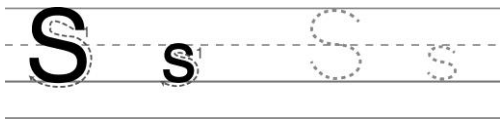
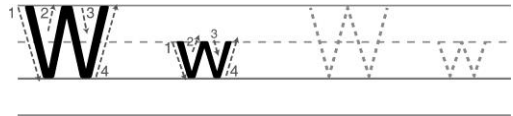
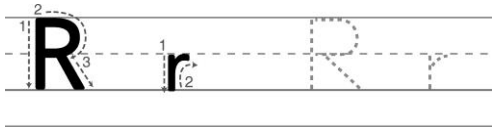
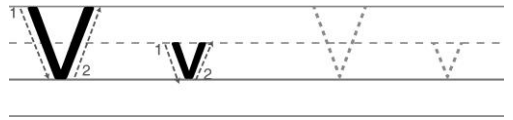
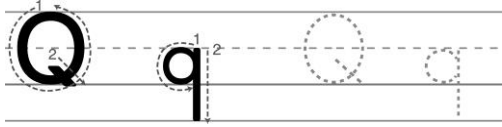
複習英文字母印刷體大小寫

(一) 書寫原則

1. 筆畫為從上到下，由左到右。
2. 字母線共包含三條線。大寫英文字母全部縱跨三條線，C、O、P、S、V、W、X、Y、Z 大小寫同形；小寫字母中 b、d、k、l 頂端會延伸到第一條線，g、j、p、q、y 在字母線中向下延伸。
3. 小寫字母中 b、d、p、q 形狀相似，請留意。

(二) 書寫練習





小試身手

★ 下列對應的大、小寫字母組合中，對的打○，錯的打×

1. () A—a 2. () D—d 3. () B—d 4. () I—i
5. () P—q 6. () R—r 7. () F—f 8. () Y—v

★ 依順序寫上缺少的大寫或小寫字母

9.

F		H	I		K	L		N
---	--	---	---	--	---	---	--	---

10.

	P	Q		S	T	U		W
--	---	---	--	---	---	---	--	---

11.

a		c		e	f		h	i
---	--	---	--	---	---	--	---	---

12.

	l		n	o			r	s
--	---	--	---	---	--	--	---	---

★ 將下列大寫字母改為小寫字母，把小寫字母改為大寫字母

13. find → _____

14. BUTCH → _____

15. CAKE → _____

16. mary → _____



K.K. 音標急救站

Read and learn. 認識 K.K.音標

無聲子音	[p]	[t]	[k]	[f]	[θ]			
	[s]	[ʃ]	[tʃ]	[h]				
有聲子音	[b]	[d]	[g]	[v]	[ð]	[z]	[ʒ]	[dʒ]
	[m]	[n]	[ŋ]	[l]	[r]	[j]	[w]	
單母音	[i]	[ɪ]	[e]	[ɛ]	[æ]	[ɑ]	[o]	
	[ɔ]	[u]	[ʊ]	[ʌ]	[ə]	[ə̃]	[ɜ̃]	
雙母音	[aɪ]	[aʊ]	[ɔɪ]					

Read and learn. 母音

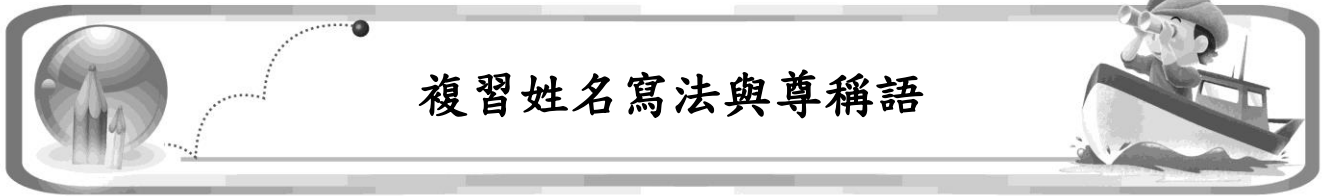
字母	長短	規則	K.K.	例字
a	長	a-e、ai、ay	[e]	base <u>b</u> all、ch <u>a</u> ir、pl <u>a</u> y
	短	a	[æ]	bl <u>a</u> ck、b <u>a</u> s <u>k</u> etball、c <u>a</u> t
e	長	e-e、ee、ea	[i]	thr <u>e</u> e、t <u>e</u> a
	短	e	[ɛ]	d <u>e</u> sk、r <u>e</u> d、y <u>e</u> llow
i	長	i-e、ie、igh	[aɪ]	b <u>i</u> ke、p <u>i</u> e、r <u>i</u> ght
	短	i	[ɪ]	s <u>i</u> x、b <u>i</u> g、f <u>i</u> sh
o	長	o-e、oa、ow	[o]	cl <u>o</u> se、b <u>o</u> at、r <u>o</u> w
	短	o	[ɑ]	o <u>n</u> 、b <u>o</u> x、cl <u>o</u> ck
u	長	u-e、ew、ue	[ju]	u <u>s</u> e、n <u>e</u> w、d <u>u</u> e
	短	u	[ʌ]	c <u>u</u> p、 <u>u</u> nder、n <u>u</u> mer

Read and recite. 唸讀表 (正確唸出音標後於右方空格打勾)

音標	確認欄	音標	確認欄	音標	確認欄	音標	確認欄	音標	確認欄
[p]		[t]		[k]		[f]		[θ]	
[s]		[ʃ]		[tʃ]		[h]		[b]	
[d]		[g]		[v]		[ð]		[z]	
[ʒ]		[dʒ]		[m]		[n]		[ŋ]	
[l]		[r]		[j]		[w]		[i]	
[ɪ]		[e]		[ɛ]		[æ]		[ɑ]	
[o]		[ɔ]		[u]		[ʊ]		[ʌ]	
[ə]		[ə̃]		[ɜ̃]		[aɪ]		[aʊ]	
[ɔɪ]									

Read and say. 牛刀小試 (試著正確唸讀下列 K.K.音標)

1	[blæk]	[red]	11	[grin]	[ˈjelo]
2	[pɛn]	[dɛsk]	12	[bɑks]	[tʃɛr]
3	[boɪ]	[ˈtɪtʃə]	13	[,fɑðə]	[nɜːs]
4	[kæt]	[fɪ]	14	[pɪg]	[ˈræbit]
5	[ˈhæpɪ]	[lɒŋ]	15	[nju]	[tɔl]
6	[ˈmʌðə]	[ˈrulə]	16	[dɔg]	[ˈɔrɪndʒ]
7	[wi]	[θɪn]	17	[kæn]	[kuk]
8	[hɪz]	[gʊd]	18	[bɪg]	[fæt]
9	[raɪt]	[slɪp]	19	[sæd]	[old]
10	[naɪt]	[ˈæftə,nʌn]	20	[gem]	[nem]



複習姓名寫法與尊稱語

(一) 常見的尊稱語有：Mr. (先生)、Miss (小姐)、Mrs. (太太) 和 Ms. (小姐、女士)。

(二) 規則：

規 則	範 例
1. 英文姓名的寫法：名+姓=姓，名	Mary White = White, Mary (懷特·瑪莉)
2. 稱呼語開頭字母要大寫，用縮寫式，字後加縮寫點“.”，Miss 除外。	Mr. Chen (陳先生)、Mrs. Chen (陳太太)、Miss Lin (林小姐)
3. 稱呼語之後應接[姓氏]或[名+姓]，不可只接人名。	約翰·布朗先生： Mr. Brown (○) Mr. John Brown (○) Mr. John (×)

(三) 注意事項：

1. Miss 不是縮寫字，不需加縮寫點。
2. Ms. 用於婚姻狀態不明時，後面接原姓氏。
3. Mrs. 為太太，後面接夫姓。

小試身手

★ 寫法正確者打○，不正確者打×

- | | |
|----------------------|----------------------|
| 1. () Mr. Tony | 5. () Wang Linda |
| 2. () Mark Smith | 6. () Miss Jenny Li |
| 3. () Mr. Lin | 7. () Miss Mary |
| 4. () Ms. Jane Chen | 8. () Lily goodbye. |



複習冠詞、英文正確書寫方式、名詞



複習冠詞

(一) 冠詞可分為不定冠詞和定冠詞。

(二) 不定冠詞 a / an 的用法：

1. 不定冠詞 a 用在開頭字母為子音的單字前面，而 an 用在開頭字母為母音的單字前面。
即：a + 子音開頭的單數名詞 / 子音開頭的形容詞 + 單數名詞；an + 母音開頭的單數名詞 / 母音開頭的形容詞 + 單數名詞。

例 a book, a pretty girl, an egg, an orange coat

進階講解

易混淆的發音：

1. a unit → u 發 [ju]，非母音開頭。
2. an X-ray → X 發 [ɛks]，為母音開頭。
3. a European trip → Eu 發 [ju]，非母音開頭。
4. an M.D. → M 發 [ɛm]，為母音開頭。
5. a one-way street → one 發 [wʌn]，非母音開頭。

2. 若是第一個字母不發音，則以第二個字母為準。

例 an hour → hour 的 h 不發音，以 o 為準，o 為 [aʊ]。

3. 用在單數的普通名詞前，指一般性的人、地或物。

例 Matt is a student. (Matt 是個學生。)

(三) 定冠詞 the 的用法：

1. 單數普通名詞，是指特定的人、地、物時，前面要加 the。

例 The tiger ran away from the zoo. (老虎從動物園裡逃掉。)

→ the tiger 和 the zoo 都是指特定的動物和地點

2. 第一次指一般性的人、事、物，用 a 或 an；但第二次、第三、第四次…再提及時，就要用 the，也就是從一般性變成特定性。

例 My wife bought a cake; we ate the cake for dessert.

(我的太太買了一塊蛋糕，我們把那蛋糕吃了當作甜點。)

★ 語法選擇

1. () She is _____ ugly girl. No one likes her.
 (A) X (B) an (C) a (D) I
2. () It is an _____, not a pen.
 (A) ball (B) pencil (C) ruler (D) eraser
3. () This is _____ U, not _____ X.
 (A) a ; an (B) an ; an (C) a ; a (D) an ; a
4. () _____ book on the desk is interesting(有趣的).
 (A) A (B) An (C) The (D) He

複習英文正確書寫方式

1. My name is John. And you?

→ 句首第一個字母大寫。
 → 專有名詞，第一個字母須大寫。
 → 直述句，句尾為句號。
 → 疑問句，句尾為問號。

2. Am I tall? How short!

→ I，永遠大寫。
 → 驚嘆語氣，句尾為驚嘆號。

3. This is a pencil. That is an eraser.

→ 字和字之間，空 1 個字母。
 → 句子和句子之間，空 1~2 個字母。
 → 單字中每個字母須緊連，不可分開。

★ 改正並重寫下列句子

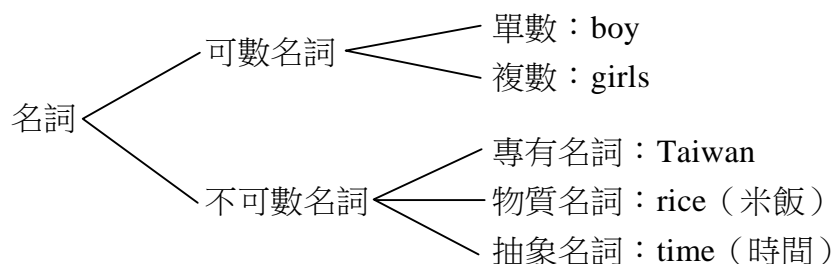
1. Yourname Is mark?

2. Wh at is That!

3. cindy, and i are in taipei.

複習名詞

(一) 英文中的名詞分類：



(二) 說明：

1. 可數名詞單數，要在該名詞前加冠詞 a / an / the 或所有格。

例 ① a book (一本書)

② my dog (我的狗)

2. 專有名詞字首一律大寫。目前所學到的專有名詞有：

尊稱語，如 Mr.；人名，如：Mary；國家名，如：Japan。

小試身手

★ 連連看：將下列各字連至正確的名詞分類

bike	●	● 普通名詞	● and
Snow White	●		● Eric
fine	●	● 專有名詞	● doctor
picture	●		● Taipei

詢問名字

問：What is / What's + 所有格 + name?

答：{ 所有格 + name + is + 名字.
主詞 + be 動詞 + 名字.

例 ① A：What is your name? (你叫什麼名字?)

B：My name is Peter. (我叫 Peter。)

② A：What's her name? (她叫什麼名字?)

B：She is Amanda. (她叫 Amanda。)

小試身手

★ 依提示作答

1. His name is Luke. (造原問句)

2. What's your name? (據實回答)



進階講解

可數名詞單數變複數的規則變化：

規 則	例 字
一般加 s	book → books friend → friends
字尾 ch、sh、s、z、x，則加 es	bus → buses brush → brushes
字尾為子音加 y，則去 y 加 ies	baby → babies party → parties
字尾為子音加 o，則加 es	tomato → tomatoes
字尾為 f、fe，則改加 ves	wife → wives

用 What 詢問與回答單數物品

A: What is this/ that/ it?

B: This/ That/ It is a/ an + 單數可數名詞

(1) What is = What's; That is = That's; This is 不可縮寫。

(2) 指近的單數物品用 this，而指遠的單數物品用 that；不論遠近，皆可用 it 指單數物品。

例 1：A: What is this? (這是什麼?)

B: It is a pencil case. (它是一個鉛筆盒。)

例 2：A: What's that? (那是什麼?)

B: That's an apple. (那是一顆蘋果。)

用 What 詢問與回答複數物品

A: What are these/ those/ they?

B: These/ Those/ They are + 複數可數名詞

指近的複數物品用 these；指遠的複數物品用 those；不論距離遠近，皆可用 they 指複數物品。

例 1：A: What are these? (這些是什麼?)

B: They are rulers. (它們是尺。)

例 2：A: What are those? (那些是什麼?)

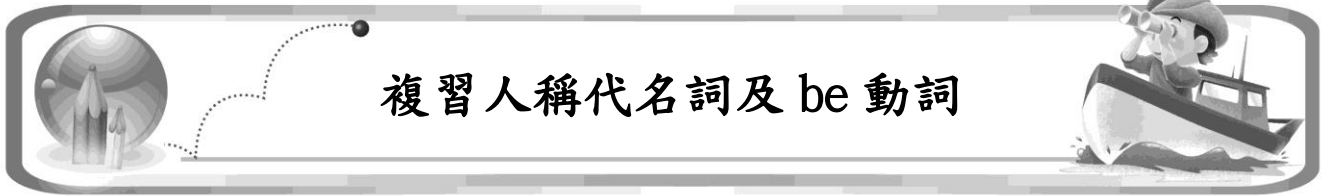
B: Those are dolls. (那些是洋娃娃。)



小試身手

★ 語法選擇

- () Jay: _____ are they? Sandy: Bananas.
(A) Who (B) How (C) What (D) How old
- () Kevin: What are _____? Flora: My old books.
(A) this (B) that (C) those (D) it
- () Mark: What _____ these? Julia: _____ a pencil and an eraser.
(A) is; It's (B) is; They're (C) are; It's (D) are; They're



複習人稱代名詞及 be 動詞

(一) 人稱代名詞是指人與人、人與物或物與物之間彼此指稱的代名詞。

(二) 主詞和 be 動詞一致：

人稱	單 數				複 數			
	主格	be 動詞	縮寫式	中文	主格	be 動詞	縮寫式	中文
第一人稱	I	am	I'm	我是	we	are	we're	我們是
第二人稱	you	are	you're	你 (妳) 是	you		you're	你(妳) 們是
第三人稱	he	is	he's	他是	they		they're	他(她、 它、牠) 們是
	she		she's	她是				
	it		it's	它 (牠) 是				

(三) 說明：

- 第一人稱是指說話者本身；第二人稱是指聽話者，也就是對方；第三人稱是指說話者和聽話者以外的第三方。
- 人稱代名詞的主格，當句子的主詞，放在動詞之前，要大寫。

例 I am a student. (我是個學生。)

↳ 主格 / 主詞

進階講解

同時提到數個人稱代名詞，其順序為：

單數	第二人稱、第三人稱、第一人稱 (2→3→1)	you, he / she and I
複數	第一人稱、第二人稱、第三人稱 (1→2→3)	we, you and they

例 ① You and I are classmates. (你和我同班同學。)

例 ② We and they are all good students. (我們和他們都是好學生。)

小試身手

★ 將下列名詞改成人稱代名詞

- an egg _____
- apples _____
- a chair _____
- Jack's _____

- a boy _____
- a girl _____
- May's _____
- a dog's _____

(四) 人稱代名詞主格和所有格：

人稱	單 數				複 數			
	主格	中文	所有格	中文	主格	中文	所有格	中文
第一人稱	I	我	my	我的	we	我們	our	我們的
第二人稱	you	你	your	你的	you	你們	your	你們的
第三人稱	he	他	his	他的	they	他(她、 它)們	their	他(她、 它)們的
	she	她	her	她的				
	it	牠 (它)	its	牠(它) 的				

註 1. 人稱代名詞的所有格，其後要接名詞，不可以單獨使用，用以表示人稱代名詞和名詞間的「所有」關係。

例 I am her brother. (我是她的哥哥。) → her 為所有格。

= She is my sister. (她是我的妹妹。) → my 為所有格。

2. 人名的所有格為「人名+'s」，如：Ken's (Ken 的)。

進階講解

名詞所有格的形成：

規 則	範 例
專有名詞和單數名詞，打撇後加 s	Mary's, Mr. Lin's, the boy's, the student's
複數名詞，在 s 後打一撇	boys', girls', teachers', students'
共同擁有	Mary and John's
個別擁有	Mary's and John's

小試身手

★ 填入適當的 be 動詞

1. I _____ a student.

2. You _____ a boy.

3. We _____ tired.

4. They _____ hungry.

He _____ tired, too.

5. It _____ a desk.

6. You _____ all nice girls.

複習教室常見物品、用語、祈使句

複習教室常見物品



- ① a classroom
- ② a door
- ③ a clock
- ④ a chair
- ⑤ a desk
- ⑥ a pencil
- ⑦ a pen
- ⑧ a book
- ⑨ a ruler
- ⑩ an eraser

複習教室用語



★ 教室用語可在句首或句尾搭配 **please**，使語氣更委婉、禮貌。

Please + 教室用語. = 教室用語, please.

例：Please write down your name. （請寫下你的名字。）

= Write down your name, please.

本頁教室用語，都是以動詞為開頭的句子。像這樣省略主詞 **you**，並以原形動詞當主詞的句子，就叫做「祈使句」，又稱為「命令句」。



複習祈使句

一、祈使句

1. 肯定祈使句

Write down your name,	please.
Be good,	

Please	write down your name.
	be good.

若要使接受命令、邀請、建議或勸告的對象更明確，可以在句首或句尾加上稱呼語。稱呼語無論在句首或句尾，都需要搭配逗點。

★肯定祈使句加上稱呼語

例： Jason, write down your name, please. (Jason, 請寫下你的名字。)

= Jason, please write down your name.

= Please write down your name, Jason.

2. 否定祈使句

Don't	run,	please.
	be sad,	

Please	don't	run.
		be sad.

★否定祈使句加上稱呼語

例：Sam, don't be bad, please. (Sam, 請別使壞。)

= Sam, please don't be bad.

= Please don't be bad, Sam.



★ 語法選擇

- _____ go there, please.
 (A) Do (B) Not (C) Do not (D) Don't be
- _____ be sad, John. I'm here with you.
 (A) Is (B) Are (C) Do (D) Don't
- Sorry. _____ wait for your turn.
 (A) Be (B) Please (C) Don't (D) Not
- Jenny, _____ nice to your sisters.
 (A) is (B) be (C) are (D) am
- _____ run in the classroom.
 (A) Do (B) Don't (C) Are (D) Is

二、以 let's 為首的祈使句

1. let's... 的肯定句

Let's	go in.
	eat the cake.

2. let's... 的否定句

Let's	not	drink.
		watch TV.

★祈使句常見的回應

回應祈使句的時候依不同的對話內容會有不同的回答，常見的回答有：OK. (是的。)、Sorry. (對不起。)、Sure. (好的。)、No problem. (沒問題。)、Of course. (當然。)等。

例 1：A: Let's check the test tubes after class. (我們下課後來檢查試管吧。)

B: Sure./ No problem./ Of course. (好。/沒問題。/當然。)

例 2：A: Don't run in the classroom, Dennis. (Dennis，別在教室裡奔跑。)

B: Sorry, Mrs.Chen. (陳老師，對不起。)



★ 語法選擇

1. _____ play the game. Let's watch TV.

(A) Let (B) Let's (C) Let's not (D) Is

2. The doll is beautiful. _____ buy (買) it.

(A) Let (B) Let's (C) Let's not (D) Is

3. Nina: _____

Leo: Sorry.

(A) Go to bed now. (B) Let's sit on the bed.

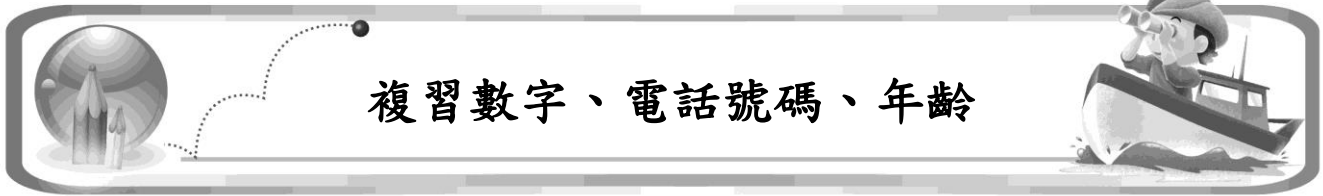
(C) Don't jump on the bed. (D) The cat is cute.

4. Let's _____ play ball.

(A) no (B) not (C) don't (D) isn't

5. Let's _____ happy.

(A) be (B) is (C) am (D) are



複習數字、電話號碼、年齡

複習數字

(一) 數字 0~40 與英文的對照及數字 50、60、70、80、90 的拼法：

0	zero	12	twelve	24	twenty-four	36	thirty-six
1	one	13	thirteen	25	twenty-five	37	thirty-seven
2	two	14	fourteen	26	twenty-six	38	thirty-eight
3	three	15	fifteen	27	twenty-seven	39	thirty-nine
4	four	16	sixteen	28	twenty-eight	40	forty
5	five	17	seventeen	29	twenty-nine	50	fifty
6	six	18	eighteen	30	thirty	60	sixty
7	seven	19	nineteen	31	thirty-one	70	seventy
8	eight	20	twenty	32	thirty-two	80	eighty
9	nine	21	twenty-one	33	thirty-three	90	ninety
10	ten	22	twenty-two	34	thirty-four		
11	eleven	23	twenty-three	35	thirty-five		

*注意紅色標示的數字拼法。

(二) 說明：

- 13~19 (thirteen~nineteen) 英文字尾皆為 teen。
- twenty、thirty... (幾十) 英文字尾皆為 ty。
- 「幾十幾」的寫法是：「~ty-個位數」，如：twenty-nine (二十九)，forty-three (四十三)，eighty-five (八十五) 等。
- 英文句中如有數字 1~12 通常要拼出來，12 以上則常用阿拉伯數字表示 (考試特別要求例外)。

例 ① I have two brothers. (我有兩個哥哥。)

② Her mother is 43 years old. (她媽媽四十三歲。)

小試身手

★ 寫出下列阿拉伯數字的英文寫法

1. 58 _____

2. 74 _____

3. 49 _____

4. 92 _____

複習詢問及回答電話號碼

What's	your/ his/ her	phone number?
--------	----------------	---------------

My/ His/ Her	phone number	is	2568-9134.
It		is	

★ 說明：

1. telephone number (電話號碼) 可以簡寫成 phone number ; cellphone number (手機號碼) 。
2. 電話號碼中的 0 可唸作 zero 或英文字母 O 。
3. 在拼寫電話號碼時，連字號的地方會以逗號表示。

例：Potter's phone number is two seven zero one, six seven six nine.

(波特的電話號碼是 2701-6769。)

 小試身手

★ 整句式翻譯

A: 你的手機號碼幾號? B: 0987-245-631。

複習詢問及回答年齡

用 How Old 詢問年齡

How old	be 動詞	主詞?
---------	-------	-----

主詞	be 動詞	數字	year(s) old.
----	-------	----	--------------

★ 注意：

「數字-year-old」為複合形容詞，後面接名詞，表示「...歲的」，注意 year 不加-s。

例：Tom is a six-year-old boy. (Tom 是個六歲大的男孩。)


 小試身手


★ 文法選擇

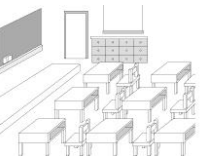
1. How old _____ your brother?
(A) be (B) am (C) are (D) is
2. It is a _____ dog.
(A) one year (B) one year old (C) three-year-old (D) three years old
3. Andy: How old _____ your sister?
Ella: She is twenty-one _____ old.
(A) is; years (B) are; years (C) is; year (D) are; year


國小常見字彙


國小常見字彙


<p style="text-align: center;">數字</p> 	zero	one	two	three	four	five
	six	seven	eight	nine	ten	eleven
	twelve	thirteen	fourteen	fifteen	sixteen	seventeen
	eighteen	nineteen	twenty	thirty	forty	fifty
	sixty	seventy	eighty	ninety	number	


<p style="text-align: center;">人物、稱謂</p> 	boy	brother	doctor	father	friend	girl
	grandfather	grandmother	mother	nurse	sister	student
	teacher	Miss	Mr.	Mrs.		


<p style="text-align: center;">地點、物件</p> 	classroom	farm	here	home	park	school
	there	zoo	bag	bed	book	box
	card	chair	clock	comic book	desk	doll
	door	eraser	jump rope	pen	pencil	picture
	ruler	telephone	TV	umbrella	tree	watch


<p style="text-align: center;">動物</p> 	bird	cat	dog	fish	pig	rabbit
---	------	-----	-----	------	-----	--------


<p style="text-align: center;">食物與自然</p> 	apple	banana	egg	orange	tree	
--	-------	--------	-----	--------	------	--


時間 	afternoon	evening	morning	night		
---	-----------	---------	---------	-------	--	--

運動與交通 	baseball	basketball	bus	car		
--	----------	------------	-----	-----	--	--


人稱代名詞 	he	her	his	I	it	its
	my	our	she	their	they	we
	you	your				

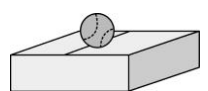
顏色與 其他形容詞 	black	blue	green	pink	red	white
	yellow	bad	big	fat	fine	good
	happy	long	old	sad	short	small
	tall	thin				


be 動詞 	am	are	be	is		
--	----	-----	----	----	--	--

<p>動作</p> 	close	come	cook	dance	do	draw
	drink	eat	go	have	listen	look
	open	play	read	ride	run	say
	sing	sit	sleep	stand	thank	watch
	write					

<p>冠詞及指示詞</p> 	a	an	that	the	these	this
	those					

<p>wh 疑問詞</p> 	how	what	where	who		

<p>介系詞</p> 	at	for	from	in	next to	of
	on	to	under			

<p>其他</p> 	and	down	game	good-bye	hello	hi
	name	no	not	OK	song	sorry
	up	welcome	yes			



國小常見句型



1. 低年級

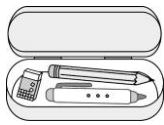
	Questions	Answers
1	This is my book.	
2	Is this/that a banana/an apple?	Yes,it is./No,it's not.
3	What's your name?	My name is Andy.
4	What's this/that?	It's a book/a hat/an apple.
5	What is it?	It's a book/ an apple.
6	Who is he/she?	He/She is my father/mother/brother/sister/teacher/friend.



2. 中年級

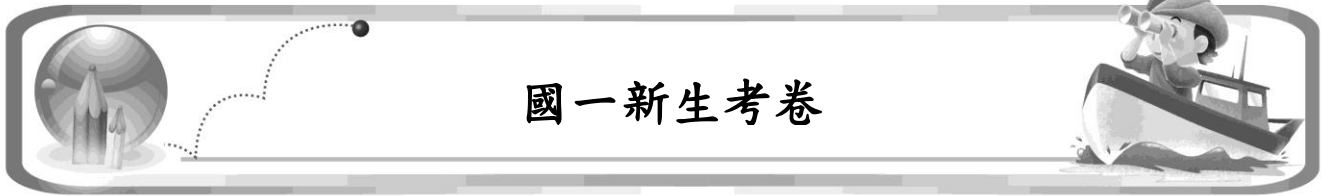
	Questions	Answers
7	Are you a teacher?	Yes,I am/No,I'm not.
8	Is he/she a doctor?	Yes,he/she is./No,he/she isn't.
9	Are these/those bears?	Yes,they are./No,they aren't.
10	What are these/those?	They are cars/tigers/erasers.
11	a.I am tall b.He/She is tall.	
12	Is he/she tall?	Yes,he/she is./No,he/she isn't.
13	Are you happy?	Yes,I am./No I'm not.
14	Do you like English/Taipei?	Yes,I do./No,I don't.
15	Does he/she like bananas?	Yes,he/she does./No,he/she doesn't.
16	Can you/he/she dance?	Yes,I/he/she can./No,I/he/she can't.
17	What can you/he/she do?	I/He/She can swim.
18	What are you doing(now)?	I'm reading.
19	What is he/she doing(now)?	He's/She's writing.
20	What do you like?	I like dogs.
21	What does he/she like?	He/She likes cats.
22	Where is the pen?	It's in /on/under the box.
23	Where are the books?	They're in/on/under the desk.
24	Where are you?	I'm in the park /at school.
25	Where is he/she?	He/She is in the park/at school.
26	Where are you going?	I'm going to the park.
27	How old are you?	I'm eight years old.

28	How old is he/she?	He/She is ten years old.
29	What time is it?	It's one(o'clock).
30	Is it four(o'clock)?	Yes,it is/No,it isn't.
31	What color is it?	It's blue/green.
32	What day is today?	It's Sunday.
33	Is it Monday today?	Yes,it is./No,it isn't.
34	How's the weather?	It's sunny.
35	How many pencils (are there)?	(There are) three.
36	How many balls do you want?	I want two.
37	How much is it?	It's five dollars.



3. 高年級

	Questions	Answers
38	Do you have a pen/ an eraser?	Yes,I do./No,I don't.
39	Does he/she have a ruler/an orange?	Yes,he/she does./No,he/she doesn't.
40	What are you drawing?	I'm drawing a plane.
41	What is he/she drawing?	He's/She's drawing a train.
42	What sports do you play?	(I play) dodge ball and basketball.
43	Where are you from?	I'm from Taiwan.
44	Where is he/she from?	He's/She's from Japan.
45	When/What time do you get up?	I get up at six.
46	How do you feel?	I feel tired.
47	How do you go to the park?	I go to the park by bike/on foot.
48	Whose key is it?	It's his(key).
49	Whose shoes are they?	They're my shoes/ mine.
50	What's your favorite subject/sport?	It's English/basketball.
51	Which(one) do you like?	(I like) the red one.
52	What do you do?	I'm a nurse.
53	What does he/she do?	He's/She's a teacher.
54	What would you like for breakfast?	Juice and bread, please.



國一新生考卷

七年 ___ 班 座號：___ 姓名：_____

一、依順序寫上缺少的大寫或小寫字母。(每格 2 分，共 26 分。)

1.

		G			I			K	L	M	N
--	--	---	--	--	---	--	--	---	---	---	---

2.

		P			R	S	T	U			W
--	--	---	--	--	---	---	---	---	--	--	---

3.

			c			e	f			h	i
--	--	--	---	--	--	---	---	--	--	---	---

4.

		l		m		n		o				r		s
--	--	---	--	---	--	---	--	---	--	--	--	---	--	---

二、下列對應的大、小寫字母組合中，對的打○，錯的打×。(每題 1 分，共 8 分。)

1. () A—a 2. () D—d 3. () B—d 4. () I—i
 5. () P—q 6. () R—r 7. () F—f 8. () Y—v

三、將下列大寫字母改為小寫字母，把小寫字母改為大寫字母。(每題 3 分，共 12 分。)

1. apple → _____
 2. BLACK → _____
 3. CARD → _____
 4. mother → _____

四、將畫線的字改成人稱代名詞。(每格 1 分，共 8 分。)

1. Mary is Jenny's sister. → _____ is _____ sister.
 2. John's brother is tall → _____ brother is tall.
 3. Lily and Bill are friends. → _____ are friends.
 4. Tom and I are classmates. → _____ are classmates.
 5. Henry is my brother. → _____ is my brother.
 6. Spot is my dog. Spot's hair is brown.
 → _____ is my dog. _____ hair is brown.

七、改正並重寫下列句子。(每題 3 分，共 9 分。)

1. Yourname Is mary?

2. Wh at is That?

3. cindy, and i are in japan.

八、閱讀測驗。(每題 5 分，共 15 分。)

Girl: You are David, right?

Boy: No, I'm not David. My name is Jimmy. And you're...

Girl: I'm your new (新的) classmate, Lucy.

Boy: Oh, yes. How are you doing, Lucy?

Girl: Very well. How about you, Jimmy?

Boy: I'm great. Thank you.

1. () What is the boy's name?

(A) David

(B) Kevin

(C) Bob

(D) Jimmy

2. () How is Lucy?

(A) She's bad.

(B) She's OK.

(C) She's not great.

(D) She's very well.

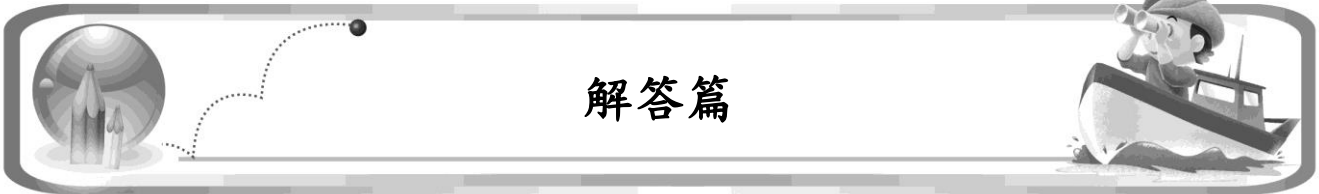
3. () Which is right (正確的)?

(A) The girl is David's new classmate.

(B) The boy is Lucy's new classmate.

(C) David is Jimmy's new friend.

(D) They are not in the same class (相同的班級).



解答篇

P1 小試身手

★ 語法選擇

1. D 2. C

P3 小試身手

★ 下列對應的大、小寫字母組合中，對的打

○，錯的打×

1. ○ 2. ○ 3. × 4. ○ 5. ×

6. ○ 7. ○ 8. ×

★ 依順序寫上缺少的大寫或小寫字母

9. G → J → M

10. O → R → V

11. b → d → g

12. k → m → p → q

★ 將下列大寫字母改為小寫字母，把小寫字母改為大寫字母

13. FIND 14. butch

15. cake 16. MARY

P6 小試身手

★ 寫法正確者打○，不正確者打×

1. × 2. ○ 3. ○ 4. ○

5. × 6. ○ 7. × 8. ×

P8 小試身手

★ 語法選擇

1. B 2. D 3. A 4. C

★ 改正並重寫下列句子

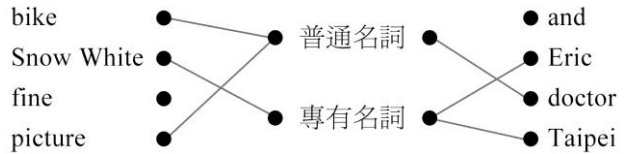
1. Your name is Mark.

2. What is that?

3. Cindy and I are in Taipei.

P9 小試身手

★ 連連看：將下列各字連至正確的名詞分類



★ 依提示作答

1. What's his name?

2. My name is John. (參考答案)

P10 小試身手

★ 語法選擇

1. C 2. C 3. D

P11 小試身手

★ 將下列名詞改成人稱代名詞

1. it 2. he

3. they 4. she

5. it 6. her

7. his 8. its

P12 小試身手

★ 填入適當的 be 動詞

1. am 2. are

3. are, is 4. are

5. is 6. are

P15 小試身手

★ 語法選擇

1. C 2. D 3. B 4. B 5. B

P16 小試身手

★ 語法選擇

1. C 2. B 3. C 4. B 5. A

P17 小試身手

★ 寫出下列阿拉伯數字的英文寫法

1. fifty-eight
2. seventy-four
3. forty-nine
4. ninety-two

P18 小試身手

★ 整句式翻譯

A: What't your cellphone number?

B: Zero nine eight seven, two four five, six three one.

★ 語法選擇

1. D 2. C 3. A

P24 國一新生考卷

一、依順序寫上缺乏的大寫或小寫字母

1. F → H → J
2. O → Q → V
3. a → b → d → g
4. k → p → q

二、下列對應的大、小寫字母組合中，對的打○，錯的打

1. ○ 2. ○ 3. × 4. ○
5. × 6. ○ 7. ○ 8. ×

三、將下列大寫字母改為小寫字母，把小寫字母改為大寫字母

1. APPLE
2. black
3. card
4. MOTHER

四、將畫線的字改成人稱代名詞

1. She; her
2. His
3. They
4. We
5. He
6. It; its

五、配合題：選出情境相符合的對話

1. B 2. D 3. E 4. C 5. A

六、選擇

1. A 2. D 3. B 4. C 5. C 6. D
7. A 8. B 9. C 10. D 11. B 12. A

七、改正並重寫下列句子

1. Your name is Mary.
2. What is that?
3. Cindy and I are in Japan.

八、閱讀測驗

1. D 2. D 3. B